

Model DT72A

AC STANDARDS AND MEASUREMENT INSTRUMENTS

- Resolution 0.1 ppm
- Terminal linearity 0.9 ppm
- Bandwidth 50 Hz to 10 kHz
- Parallel switches reduce contact resistance
- Switch Resistors virtually eliminate switch transients
- Ratio range from -0.0111111 to +1.1111110

Decade Transformer Standard


Model DT72A is an inductive voltage divider that meets or exceeds all of the requirements for a calibration standard in precision measurement applications. It is easy to integrate it into systems for calibration of voltage dividers, transformer standards, synchro/resolver standards, transformers, calibrators, ammeters, and voltmeters. It can also be used to make impedance or capacitance comparisons. The ratio accuracy is traceable to the National Institute of Standards and Technology.

This variable AC voltage divider demonstrates extreme precision for measuring and generating voltage ratios. Seven decades of tapped transformer windings are selected using special low resistance switches providing 0.1 ppm resolution and 0.9 ppm terminal linearity. The key to these standards is extremely

stable toroidal transformers, resulting in precision and outstanding long-term stability over a wide range of environmental conditions. The seven in-line control knobs permit quick, easy setting of the required ratios. The first dial has end stops to prevent accidental switching from zero to full output. The other dials rotate independently through 360° of rotation to simplify the settings. The switch settings are easily read from the large-numeral in-line presentation above the knobs.

Switching transients are virtually eliminated due to a special circuit which couples the adjacent voltage steps through a resistor while the switching is taking place. The range overlap between decades is $\pm 10\%$, permitting accurate voltage ratios from 1.1 to -0.1.

The high input impedance of the DT72A makes it well suited for use in high impedance circuits without causing excessive loading.



THE GLOBAL SOURCE FOR PROVEN TEST
AND MEASUREMENT TECHNOLOGY.

Model DT72A

AC STANDARDS AND MEASUREMENT INSTRUMENTS

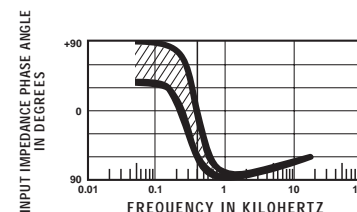
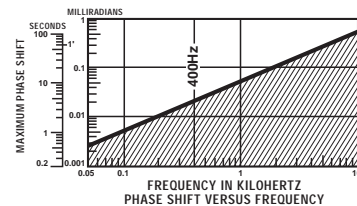
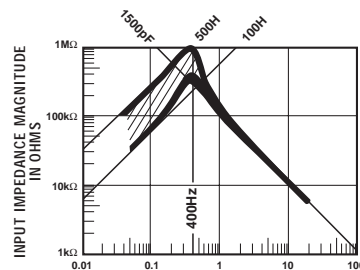
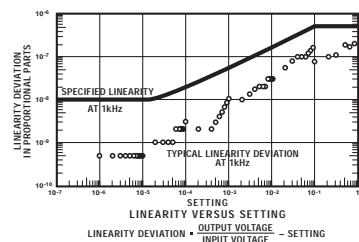
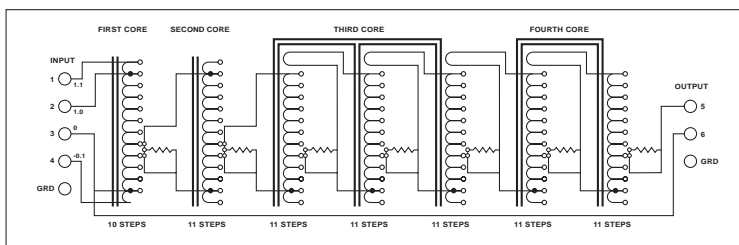
Characteristic	DT72A Specifications
Frequency Range	50 to 10,000 Hz
Maximum rms Input Voltage	0.35f (f in Hz) or 350 volts, whichever is less.
Ratio Range	
Maximum	1.111111
Minimum	-0.0111111
Maximum Phase Shift	Approx. 0.05 mrad/kHz for settings above 0.1
Resolution	0.00001% (0.1 ppm)
Maximum Input Current	For best performance, no DC current should be permitted. DC input of 20 μ A will decrease AC input voltage rating about 10% and increase distortion slightly; 200 μ A will cause near saturation of core and serious errors.
Terminal Linearity	50 Hz to 1 kHz: ± 0.9 ppm (referenced to input) for settings 0.1 to 1.0 $[0.9 (10 \times \text{setting})^{1/2} + 0.01]$ ppm for settings 0 to 0.1 Above 1 kHz: multiply by f^2 in kHz Below 50 Hz: Multiply by 50/fHz
Maximum Effective Series Output Impedance	R: approx. 5 ohms maximum L: 30 μ H
Input Impedance at 20 V and 400 Hz	Approximately 500 K ohms minimum
Input Inductance	Approximately 100 to 400 H depending on excitation.
Output Current	1 A maximum
Dimensions	
Rack Mounted:	19" (48.3 cm) wide 5-1/4" (13.3 cm) high 7.1" (18 cm) deep
Weight	18 lbs. (8.1 kg) net

Standard Equipment

The model DT72A comes with a 7203 instruction manual.

Calibration & Technical Services

For warranty and remedial repair, calibration services and spare parts, or for additional information on TEGAM sales and service offices around the world, contact us at 440-466-6100 (ph) or 440-466-6110 (fx).



THE GLOBAL SOURCE FOR PROVEN TEST AND MEASUREMENT TECHNOLOGY.

TEN TEGAM WAY • GENEVA, OHIO 44041
 440-466-6100 • FAX 440-466-6110
 www.tegam.com • e-mail: sales@tegam.com